

UNIT 0322

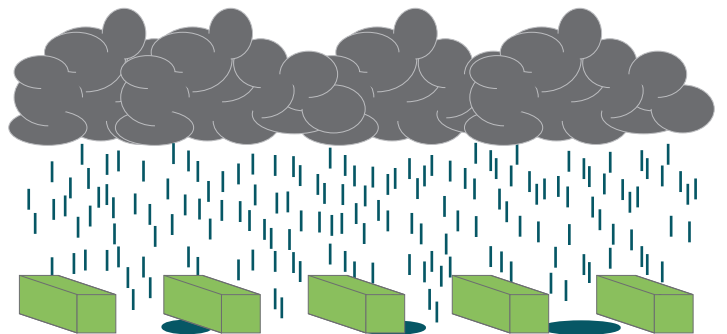

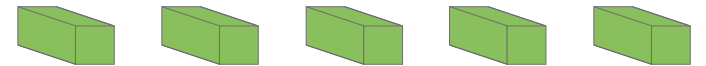

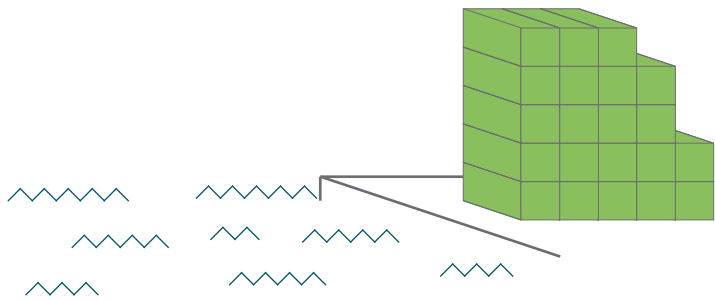
3 20'x8'x8.5' SHIPPING CONTAINER
480 SQ. FT.

Recognizing the need for immediate safety following disaster, IMD designed a shelter that can be quickly setup and allows for controlled growth in the long term. Over time, unit 0322 owners can personalize their unit, transforming a shelter into a home. IMD's 0322 was derived while responding to interest in Haiti and Chile during 2010's tumultuous period of seemingly endless natural disasters.



IMMEDIATE RESPONSE

- When disaster strikes, quick response is key, especially when faced with the onslaught of further harm from future natural events (winter weather, hurricanes, aftershocks, etc.).
- The strength of a shipping container's CORE 10 steel walls and roof provide the necessary sturdy and secure shelter from the storm.
- Shipping containers are abundant throughout the world. Simply dropped on site, they provide the four walls, roof and floor necessary to protect victims from future harmful events.

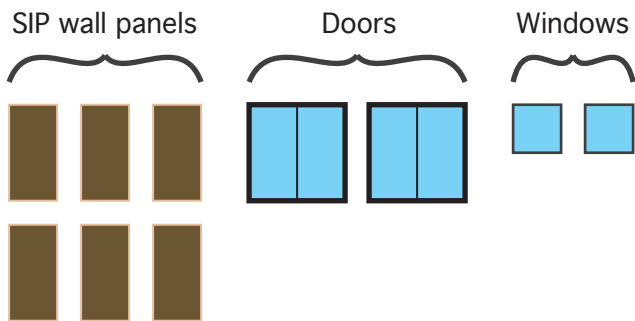


INTERMODAL DESIGN

PERSONALIZE SPACE

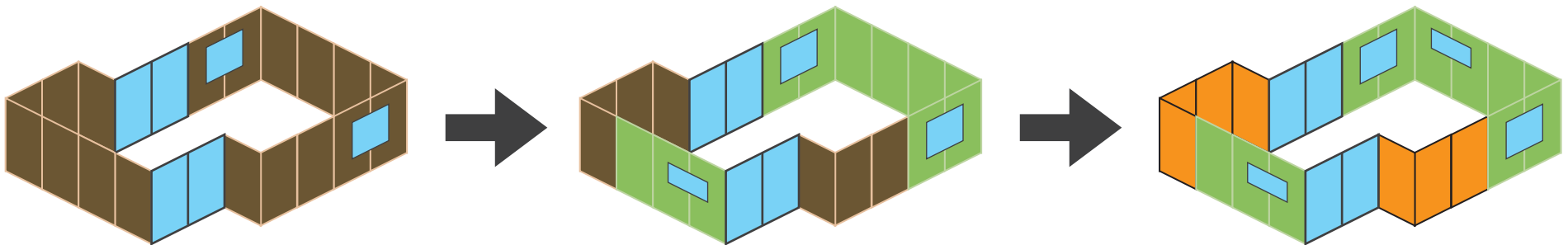
- The IMD system utilizes simple SIP panels to quickly furnish the interior of the space. This kit of parts can be easily assembled on site in the location of the disaster, thereby utilizing the readily available unskilled labor.
- Over time, those who want and are able to afford additional windows may carve out openings in unit 0322, thereby making the home their own.
- Interiors are purposely left spartan to allow and even encourage the owners to personalize the space to their liking.

Each unit comes with a set number of:



& Miscellaneous other fixtures detailed in the spec...

Personalize space over time and at your own pace...

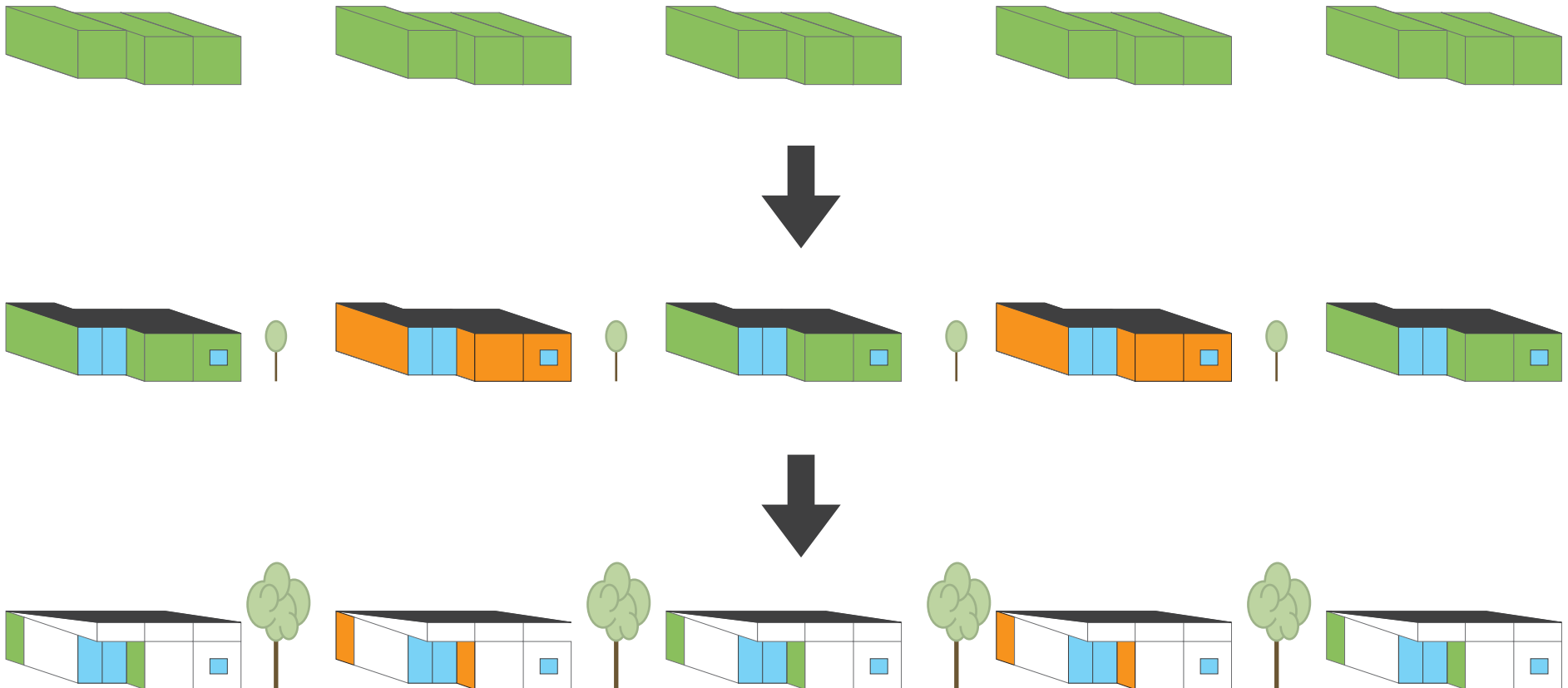


INTERMODAL DESIGN

TRANSFORM HOME

- With the initial goals of providing shelter for the victims met, homeowners can begin to transform their container into a home by cladding the exterior.
- The advantages include stable growth and user participation will help the community fosters a sense of ownership.
- What began as a means of quickly sheltering, becomes a means of improving a community by providing durable shelters capable of withstanding many of the natural disasters which may previously have wreaked havoc on a community.

INTERMODAL DESIGN



0322 PLAN

INTERMODAL DESIGN



0322 SPEC

INTERMODAL DESIGN

EXTERIOR

Shipping container	3 20'x8'x8.5' used
Windows	Jeldwen Casement 3'x3'
Doors	Jeldwen Sliding doors

INTERIOR

Doors	Flush Door
Perimeter cladding	Plywood Panels With Insulation
Partition cladding	Plywood
Lighting	6 Lighting Fixtures

KITCHEN

All in One Kitchen Unit	Summit Appliances
-------------------------	-------------------

BATHROOM

Toilet	Mancesa
Vanity	American Standard
Vanity Sink Faucet	American Standard
Bathtub	American Standard
Bathtub Faucet	American Standard

EQUIPMENT

Heater	Electric baseboard - T stack controlled (Brand varies on demand)
Water heater	Electric (Brand varies on demand)

TOTAL: Starting around \$25,000*
US Dollars

* PRICE SUBJECT TO CHANGE BASED ON VOLUME, PLEASE CONTACT FOR DETAILED INFORMATION